

159205358979323846264338327950288419716939937510582097494459230781
62862089986280348253421170679821480865132823066470938446095505822
5359408128481117450284102701938521105559644622948954930381964428810
665933446128475648233786783165271201909145648566923460348610454326
2133936072602491412737245870066063155881748815209209628292540917153
6789259036001133053054882046652138414695194151163307270365759591953
8611738193261179310511854807446237996274956735188575272489122793818
949129833673362440656643086021394946395224737190702179860943702770
2171762931767523846748184676694051320005681271452635608277857713427577
806001776771787714684400017740574701465405857710507022706802580275430



CPB Netherlands | Bureau for Economic Policy Analysis

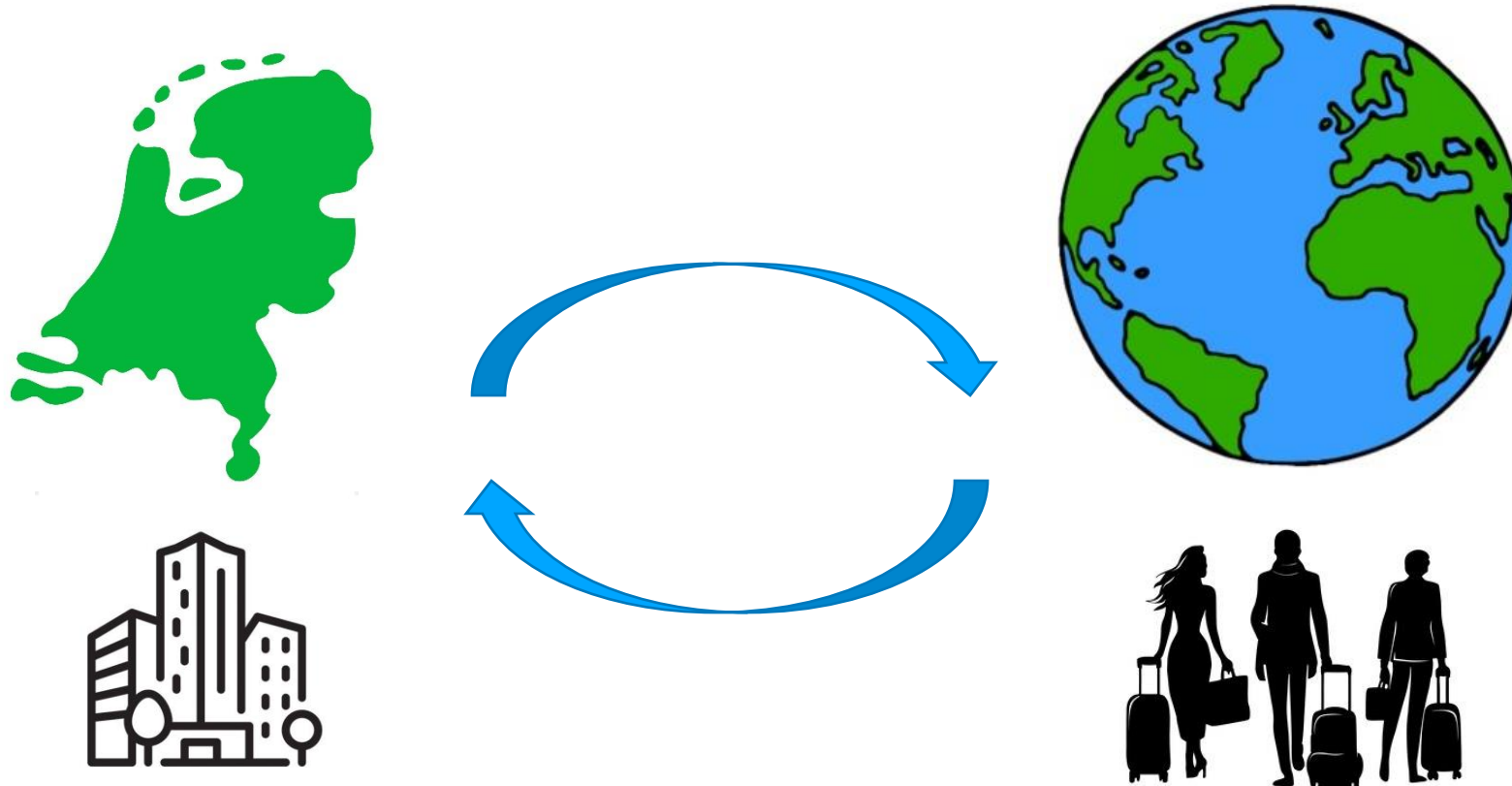
Economic Dynamics and Migration



**Bert van Stiphout-Kramer, Bram Hendriks,
Gerdien Meijerink, Mark van der Plaat &
Jan Maarten van Sonsbeek**
13 November 2024, LDE-GMD
Conference

www.cpb.nl/en | [@CPBnl_uk](https://twitter.com/CPBnl_uk)

Migration and the Dutch economy



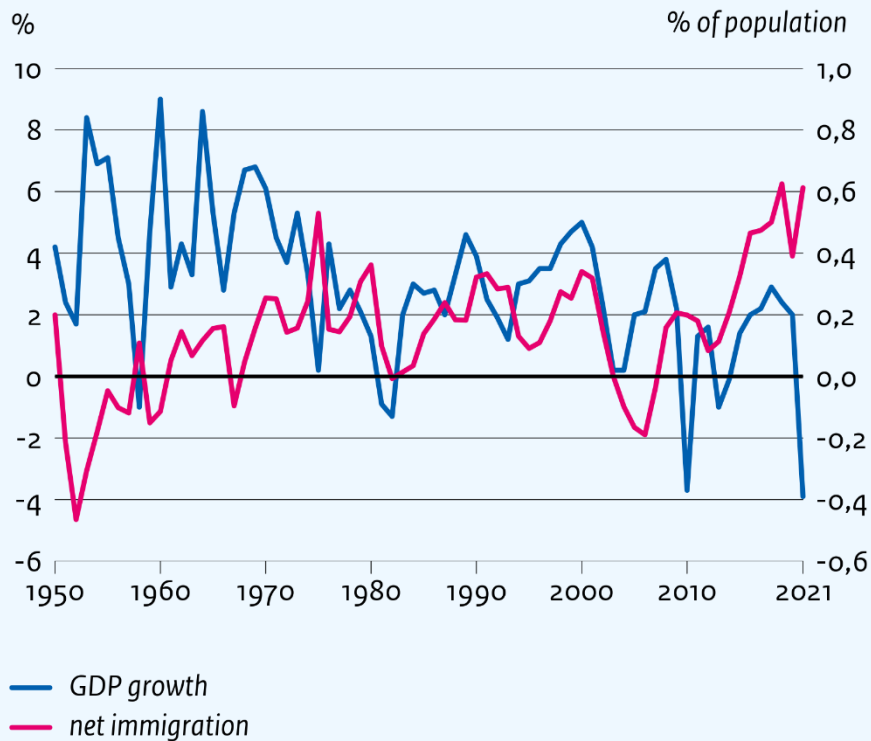


This publication in a nutshell

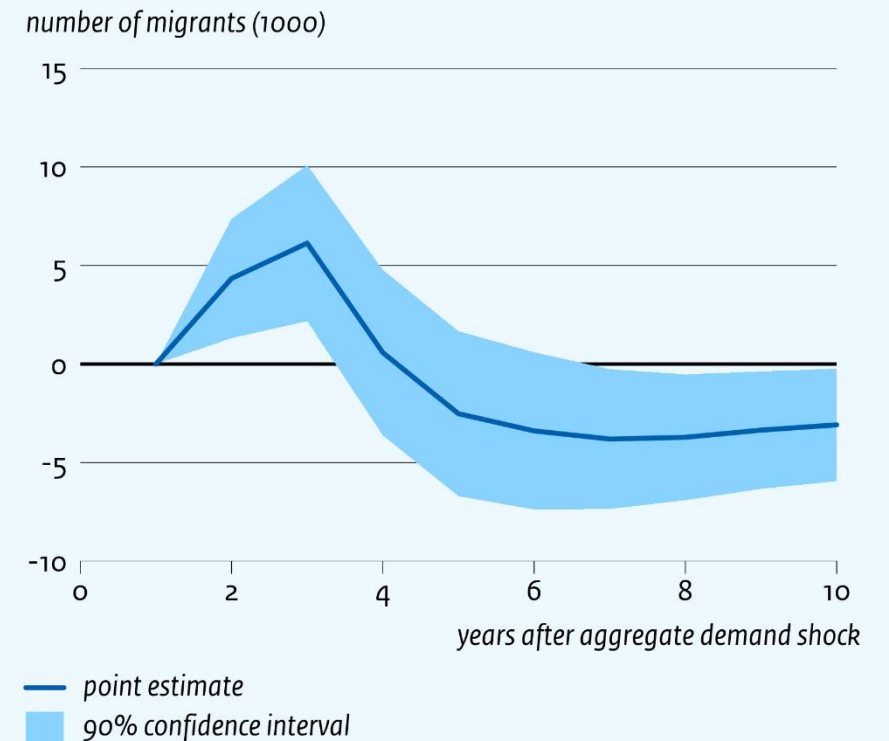
- Main question: What is the influence of the business cycle and of economic policy on migration to and from the Netherlands?
 - Part 1: History of migration and migration policy since 1950
 - Part 2: Role of the business cycle and economic policy
- Key take-away: migration and the economy are closely linked, primarily through the demand for labour

Migration and the business cycle

Net immigration and GDP growth



Net immigration



Sources: CBS Statline and own calculations CPB

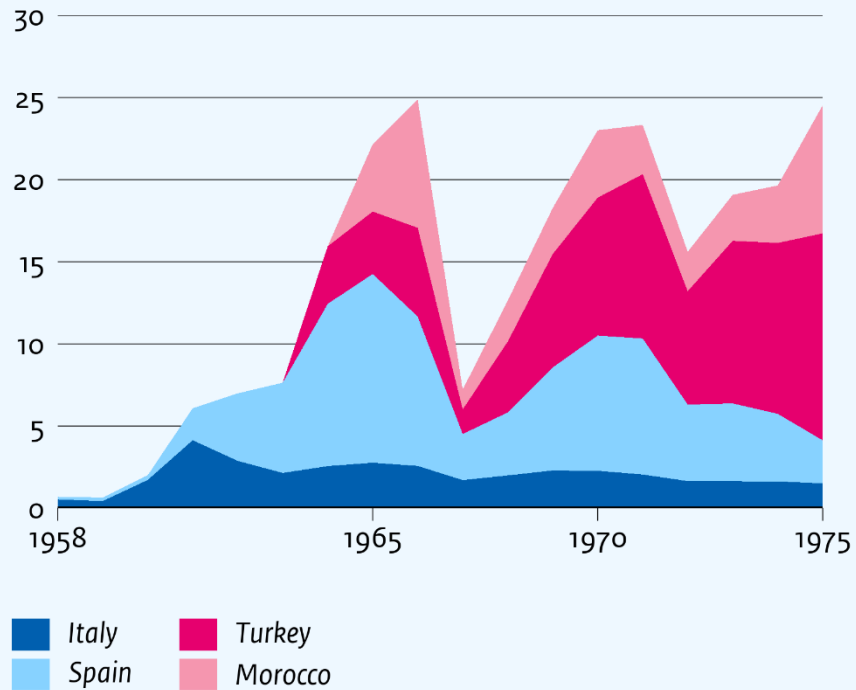
Migration and economic policy

- Labour market policy: labour market flexibility encourages migration
- Social security policy: no unambiguous evidence for a “welfare magnet”
- More generally: any economic policy that influences labour demand may also impact migration

History of the Guest workers

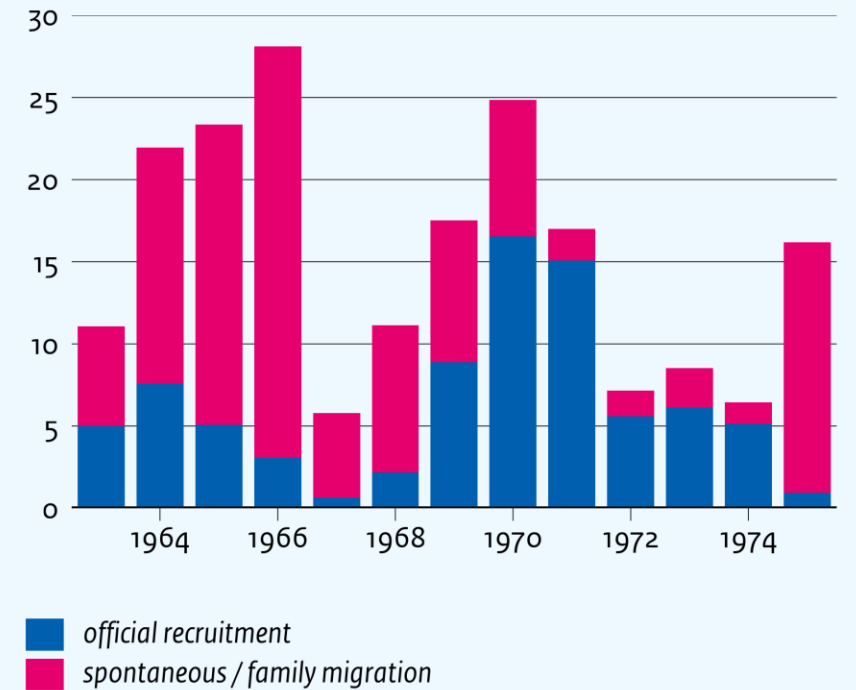
Guest workers

number of migrants (1000)



Spontaneous migration vs. active recruitment

no. of work permits for migrants from "recruitment countries" (1000)

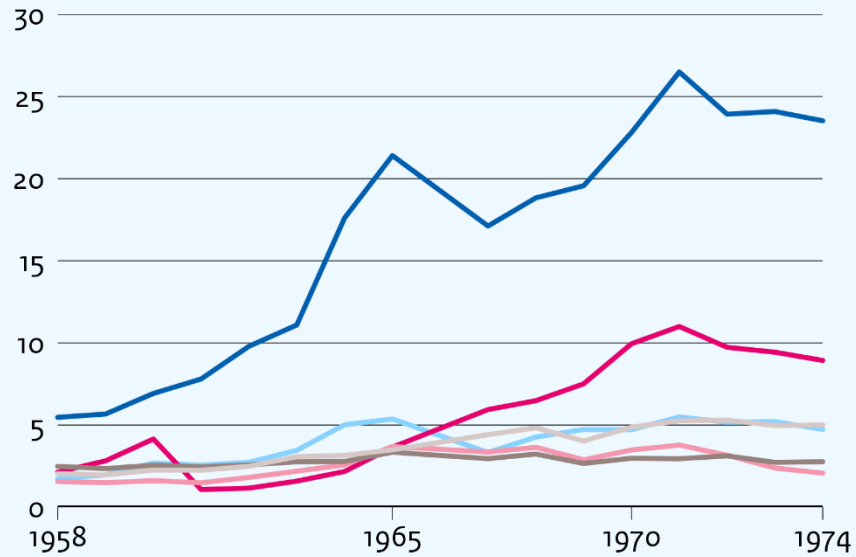


Sources: CBS Statline and de Lange (2007, [link](#))

Industries with many Guest workers

Permits for foreign workers

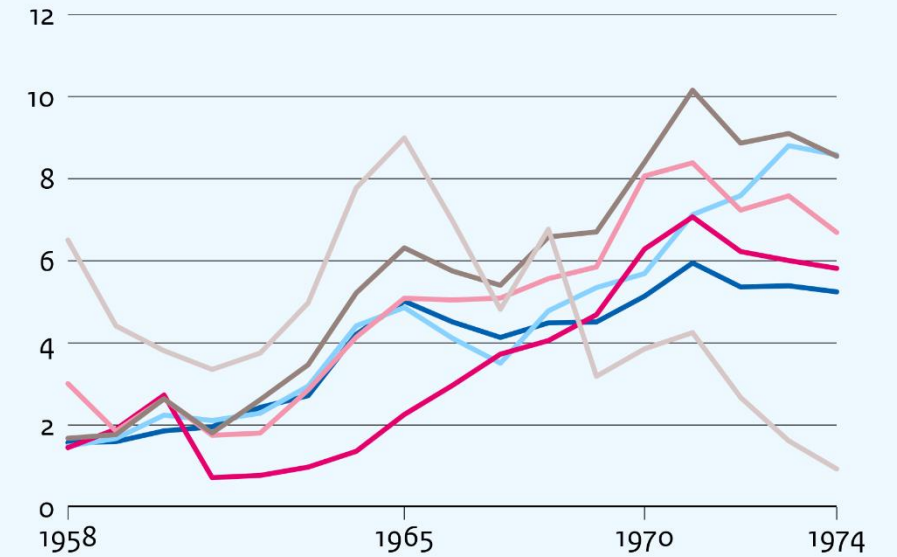
number of workers (1000)



- metal industry
- textile industry
- food
- construction industry
- wholesale and retail
- transport companies and catering

Share of foreign workers

number of permits as % of total workers



- metal industry
- textile industry
- food
- ceramics & construction equipment
- leather, rubber, etc.
- mineral extraction

Source: CBS Maandstatistieken and own calculations CPB

Lessons from the Guest worker era

- High unemployment among permanently settled Guest workers from 1973 onwards
- Migration policy, particularly labour migration policy, should align with the direction of the Dutch economy
- Policy should ensure long-term employability of immigrants



65358979323846264338327950288419716939937510582097494459230781640
520899862803482534211706798214808651328230664709384460955058223172
9408128481117450284102701938521105559644622948954930381964428810975
933446128475648233786783165271201909145648566923460348610454326648
936072602491412737245870066063155881748815209209628292540917153643
92590360011330530548820466521384146951941511633072703657595919530921
7381932611793105118548074462379962749567351885752724891227938183011
29833673362440656643086021394946395224737190702179860943702770539
2171762931767523846748184676694051320005681271452635608277857713427577
896091736371787214684409012249534301465495853710507922796892589235420
1995611212902196086403441815981362977477130996051870721134999999837297
804995105973173281609631859502445945534690830264252230825334468503526
19311881710100031378387528865875332083814206171776691473035982534904287
55468731159562863882353787593751957781857780532171226806613001927876611
195909216420198938095257201065485863278865936153381827968230301952035
3018529689957736225994138912497217752834791315155748572424541506959508
2953311686172785588907509838175463746493931925506040092770167113900984
882401285836160356370766010471018194295559619894676783744944825537977
472684710404753464620804668425906949129331367702898915210475216205696
602405803815019351125338243003558764024749647326391419927260426992279
678235478163600934172164121992458631503028618297455570674983850549458
858692699569092721079750930295532116534498720275596023648066549911988
183479775356636980742654252786255181841757467289097777279380008164706
00161452491921732172147723501414419735685481613611573525521334757418494
684385233239073941433345477624168625189835694855620992192221842725502
5425688767179049460165346680495272327917860857843838279679766814541
0095388378636095068006422512517392984896084128488626945604241965
5047
478

Centraal Planbureau

www.cpb.nl/en | [@CPBnl_uk](https://twitter.com/CPBnl_uk)

